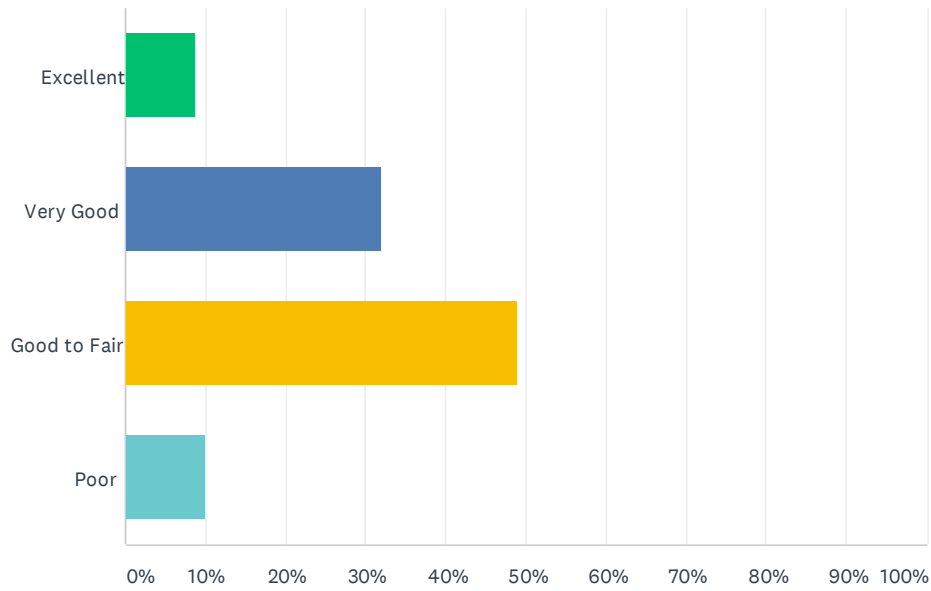


Q1 How would you rate Windham as a place for people to live as they age?

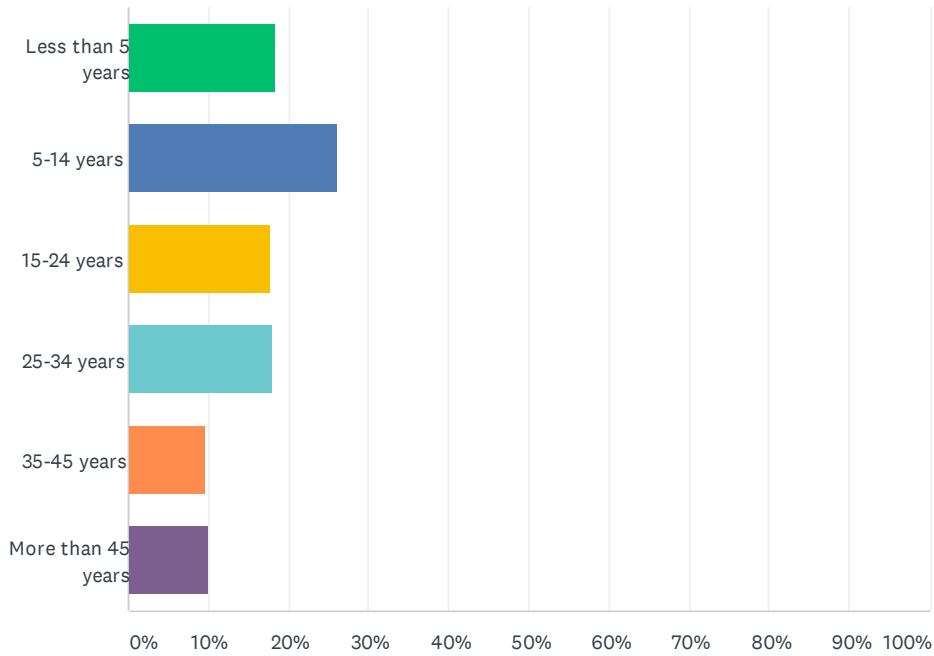
Answered: 327 Skipped: 10



ANSWER CHOICES	RESPONSES	
Excellent	8.87%	29
Very Good	32.11%	105
Good to Fair	48.93%	160
Poor	10.09%	33
TOTAL		327

Q2 How long have you lived in Windham

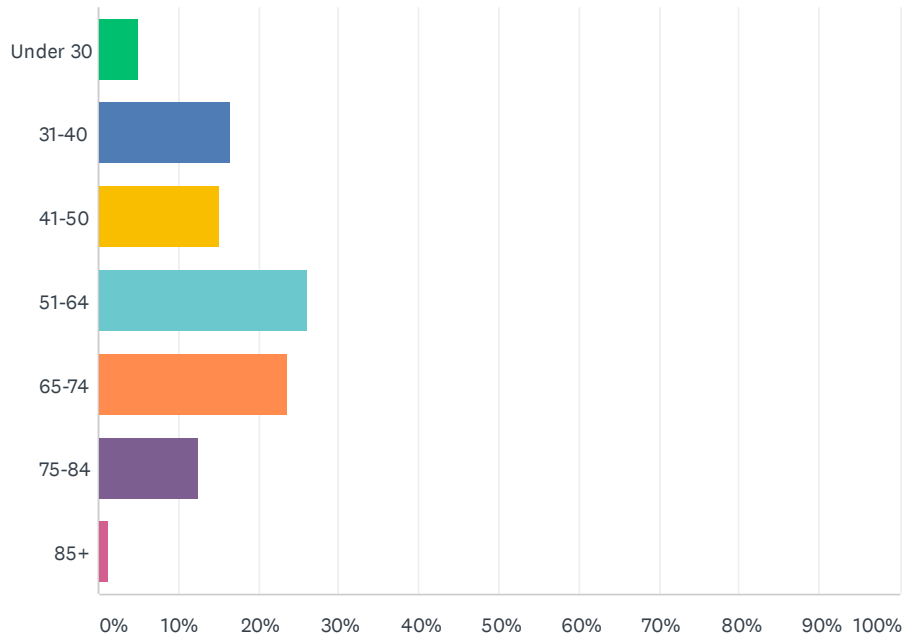
Answered: 332 Skipped: 5



ANSWER CHOICES	RESPONSES	
Less than 5 years	18.37%	61
5-14 years	26.20%	87
15-24 years	17.77%	59
25-34 years	18.07%	60
35-45 years	9.64%	32
More than 45 years	9.94%	33
TOTAL		332

Q3 Are you?

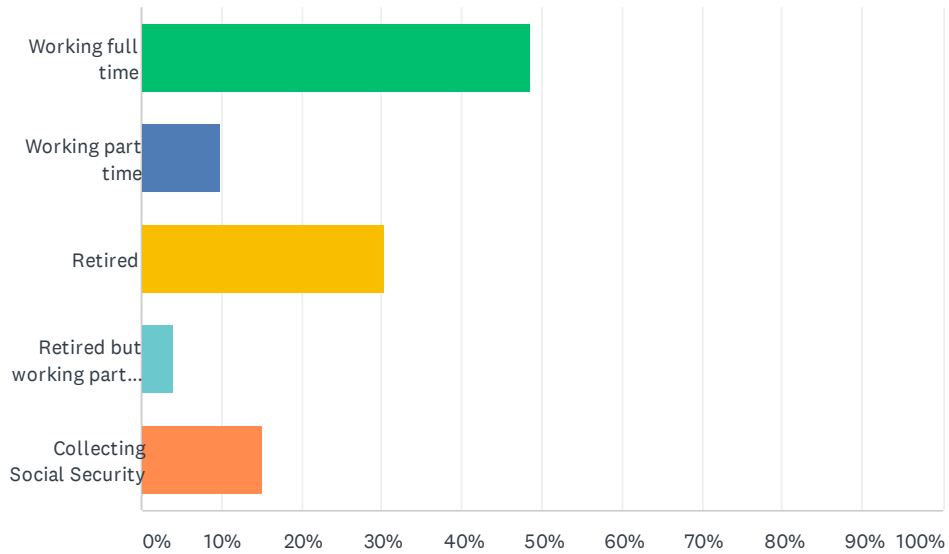
Answered: 334 Skipped: 3



ANSWER CHOICES	RESPONSES
Under 30	5.09% 17
31-40	16.47% 55
41-50	14.97% 50
51-64	26.05% 87
65-74	23.65% 79
75-84	12.57% 42
85+	1.20% 4
TOTAL	334

Q4 Are you?

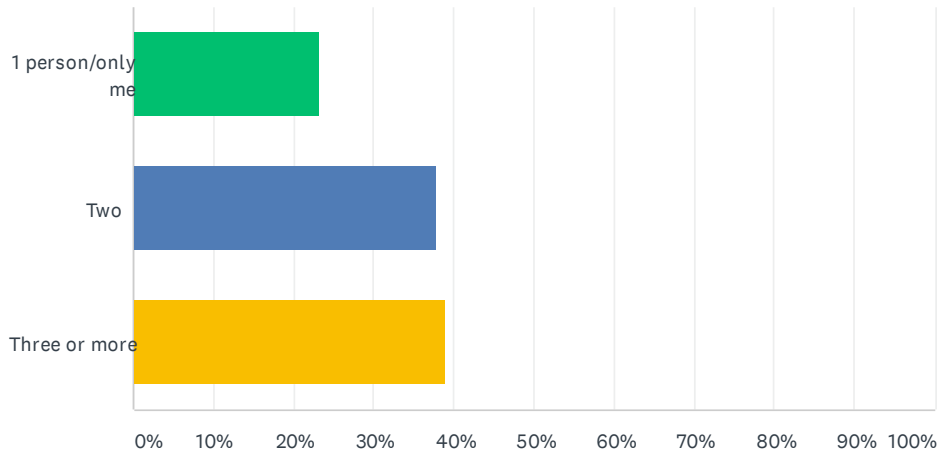
Answered: 326 Skipped: 11



ANSWER CHOICES	RESPONSES	
Working full time	48.47%	158
Working part time	9.82%	32
Retired	30.37%	99
Retired but working part time	3.99%	13
Collecting Social Security	15.03%	49
Total Respondents: 326		

Q5 Including you, how many are in your household?

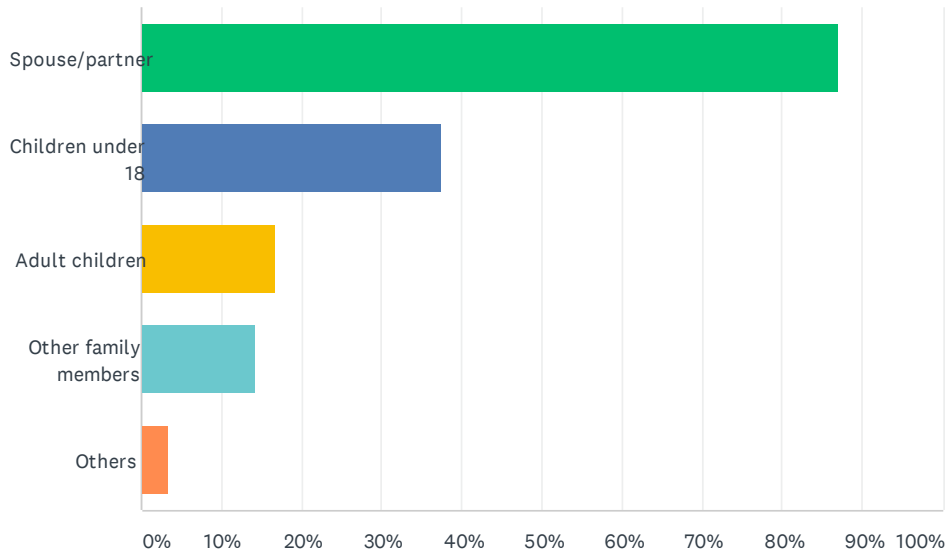
Answered: 327 Skipped: 10



ANSWER CHOICES	RESPONSES	
1 person/only me	23.24%	76
Two	37.92%	124
Three or more	38.84%	127
TOTAL		327

Q6 If you don't live alone, who lives with you? Please select all that apply.

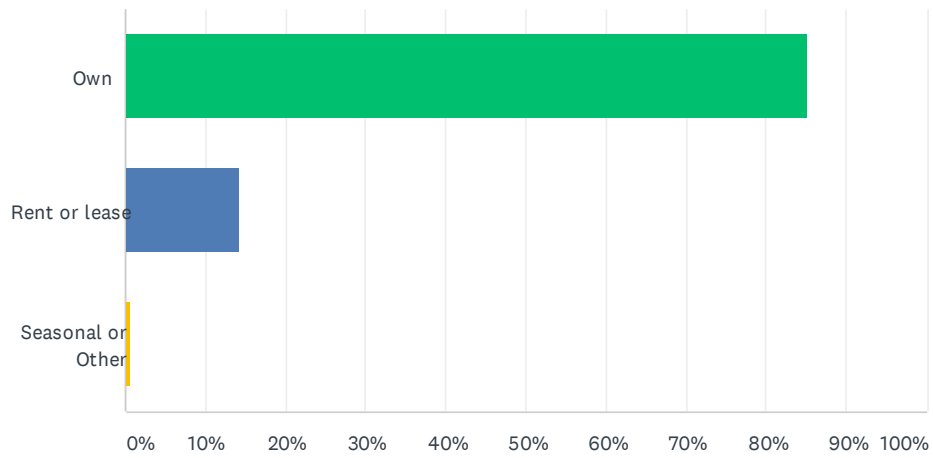
Answered: 246 Skipped: 91



ANSWER CHOICES	RESPONSES	
Spouse/partner	86.99%	214
Children under 18	37.40%	92
Adult children	16.67%	41
Other family members	14.23%	35
Others	3.25%	8
Total Respondents: 246		

Q7 Please describe your housing situation:

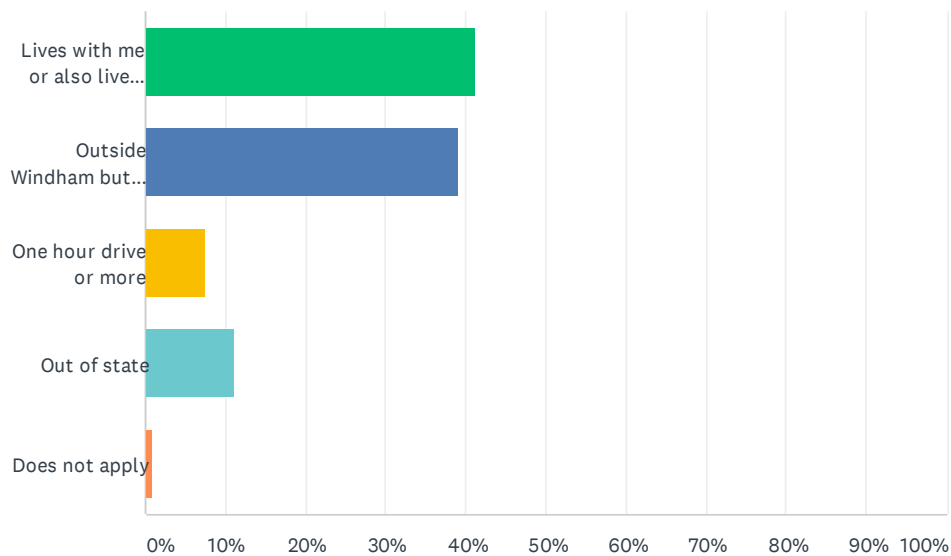
Answered: 331 Skipped: 6



ANSWER CHOICES	RESPONSES	
Own	85.20%	282
Rent or lease	14.20%	47
Seasonal or Other	0.60%	2
TOTAL		331

Q8 How close is your nearest family member?

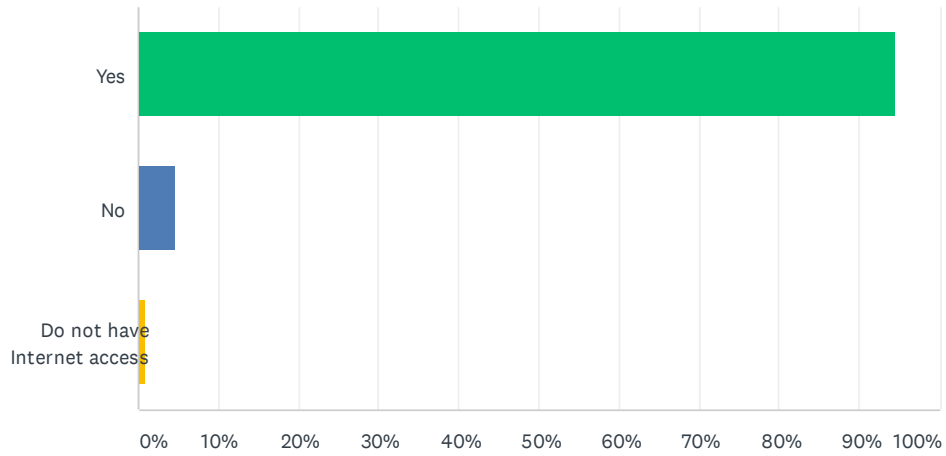
Answered: 334 Skipped: 3



ANSWER CHOICES	RESPONSES	
Lives with me or also lives in Windham	41.32%	138
Outside Windham but within a one hour drive	39.22%	131
One hour drive or more	7.49%	25
Out of state	11.08%	37
Does not apply	0.90%	3
TOTAL		334

Q9 Do you use the Internet?

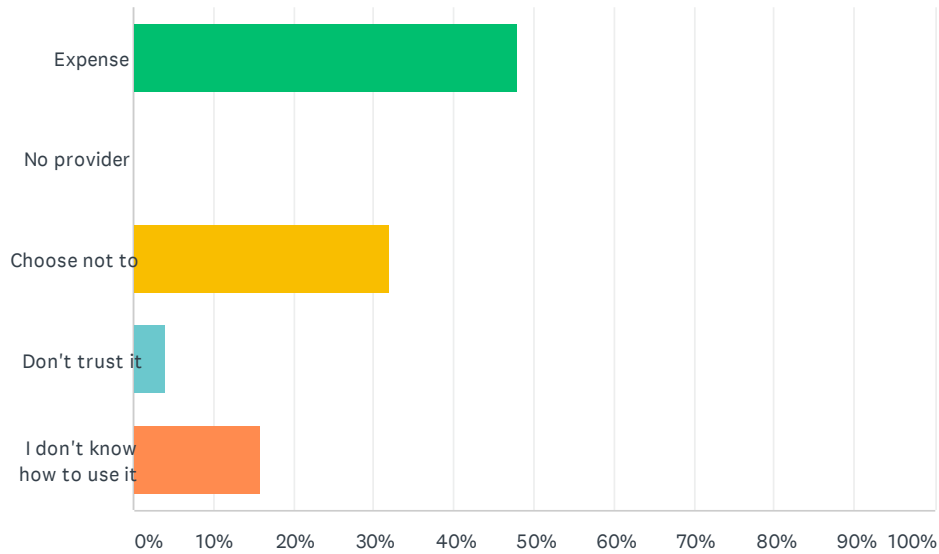
Answered: 333 Skipped: 4



ANSWER CHOICES	RESPONSES	
Yes	94.59%	315
No	4.50%	15
Do not have Internet access	0.90%	3
TOTAL		333

Q10 If you don't have Internet access, is it because:

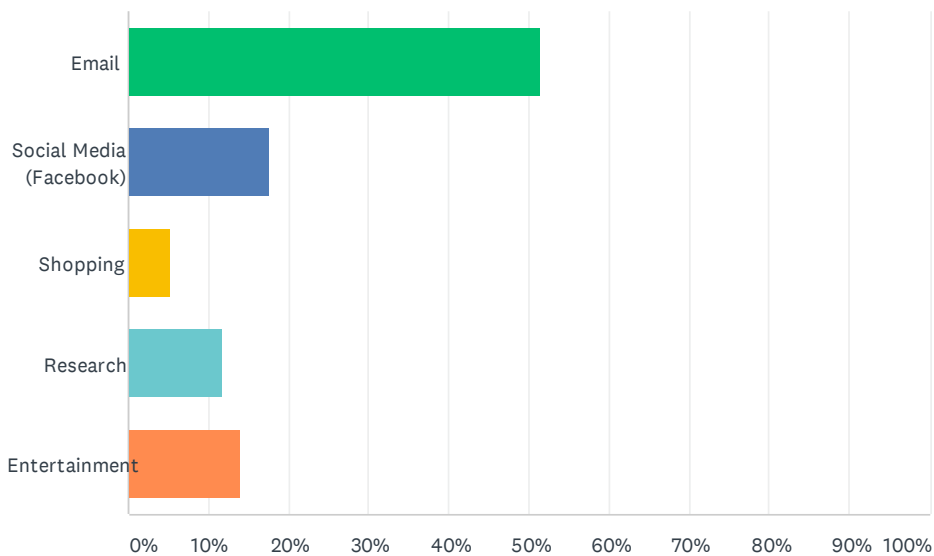
Answered: 25 Skipped: 312



ANSWER CHOICES	RESPONSES	
Expense	48.00%	12
No provider	0.00%	0
Choose not to	32.00%	8
Don't trust it	4.00%	1
I don't know how to use it	16.00%	4
TOTAL		25

Q11 If you use the Internet, do you use the Internet for:

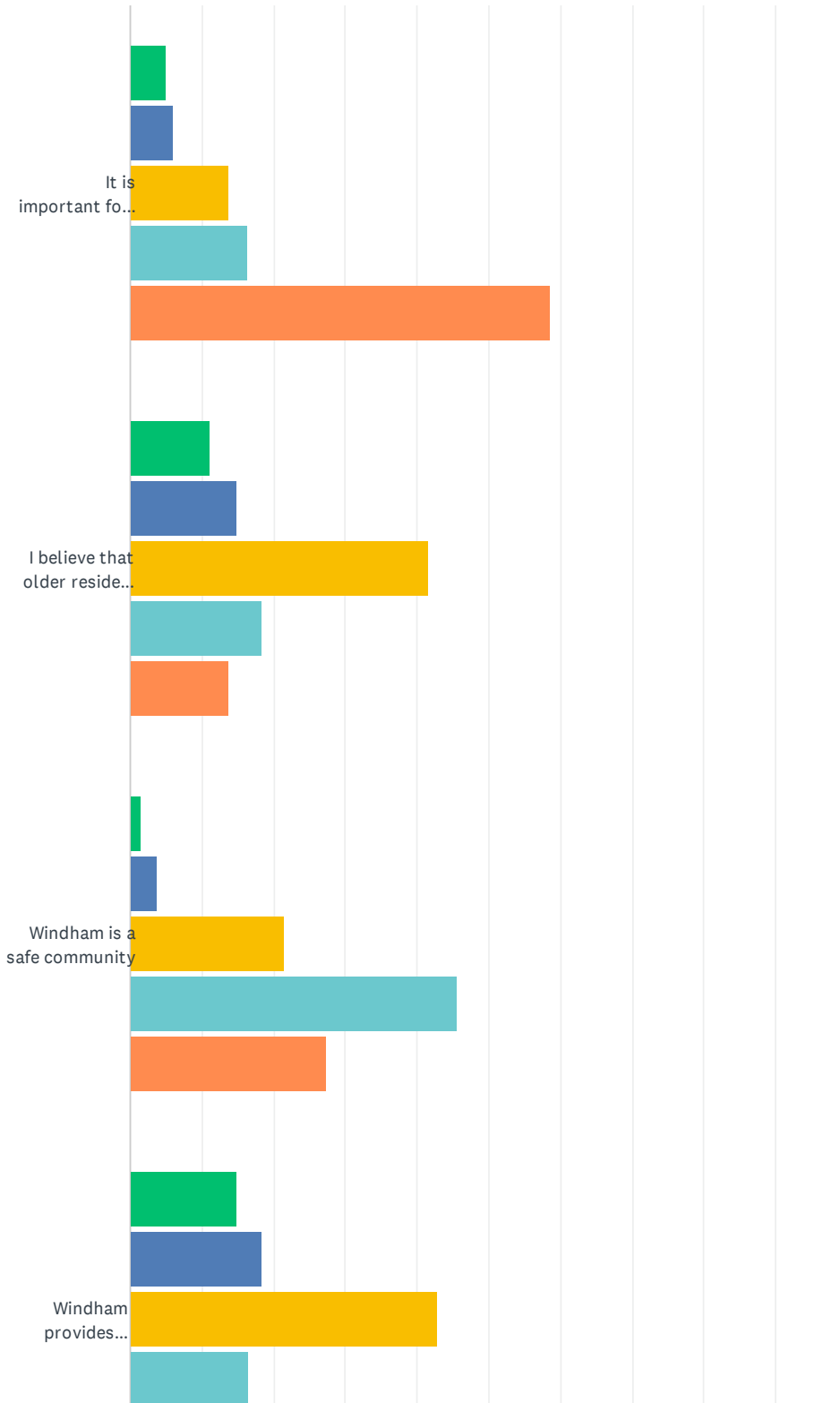
Answered: 307 Skipped: 30



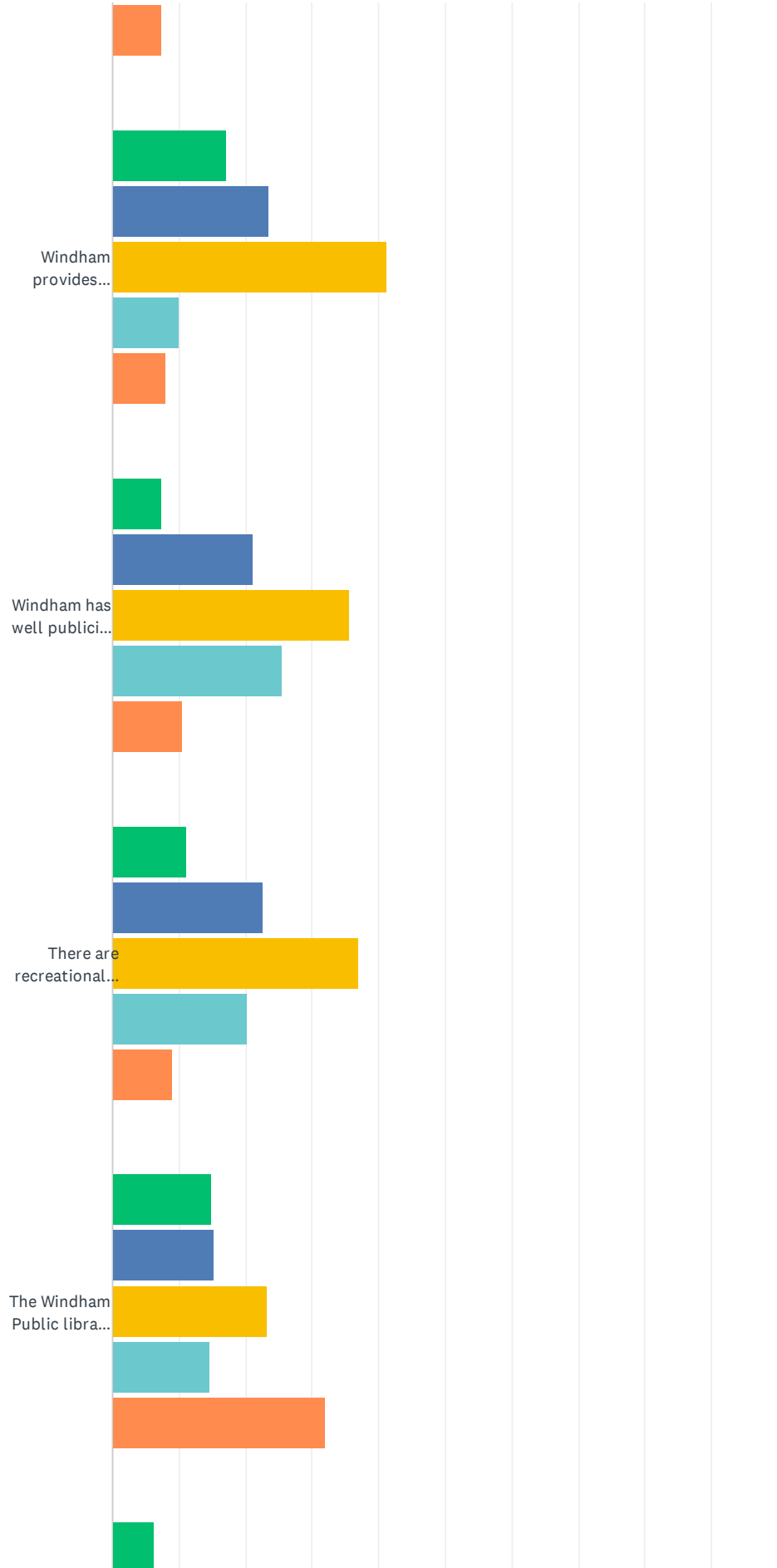
ANSWER CHOICES	RESPONSES	
Email	51.47%	158
Social Media (Facebook)	17.59%	54
Shopping	5.21%	16
Research	11.73%	36
Entertainment	14.01%	43
TOTAL		307

Q12 The following items ask your level of agreement with the series of statements about our community. For each statement, please provide only 1 answer, selecting the response that best matches your feelings on the issue being presented. Record your answer by filling in the circle.

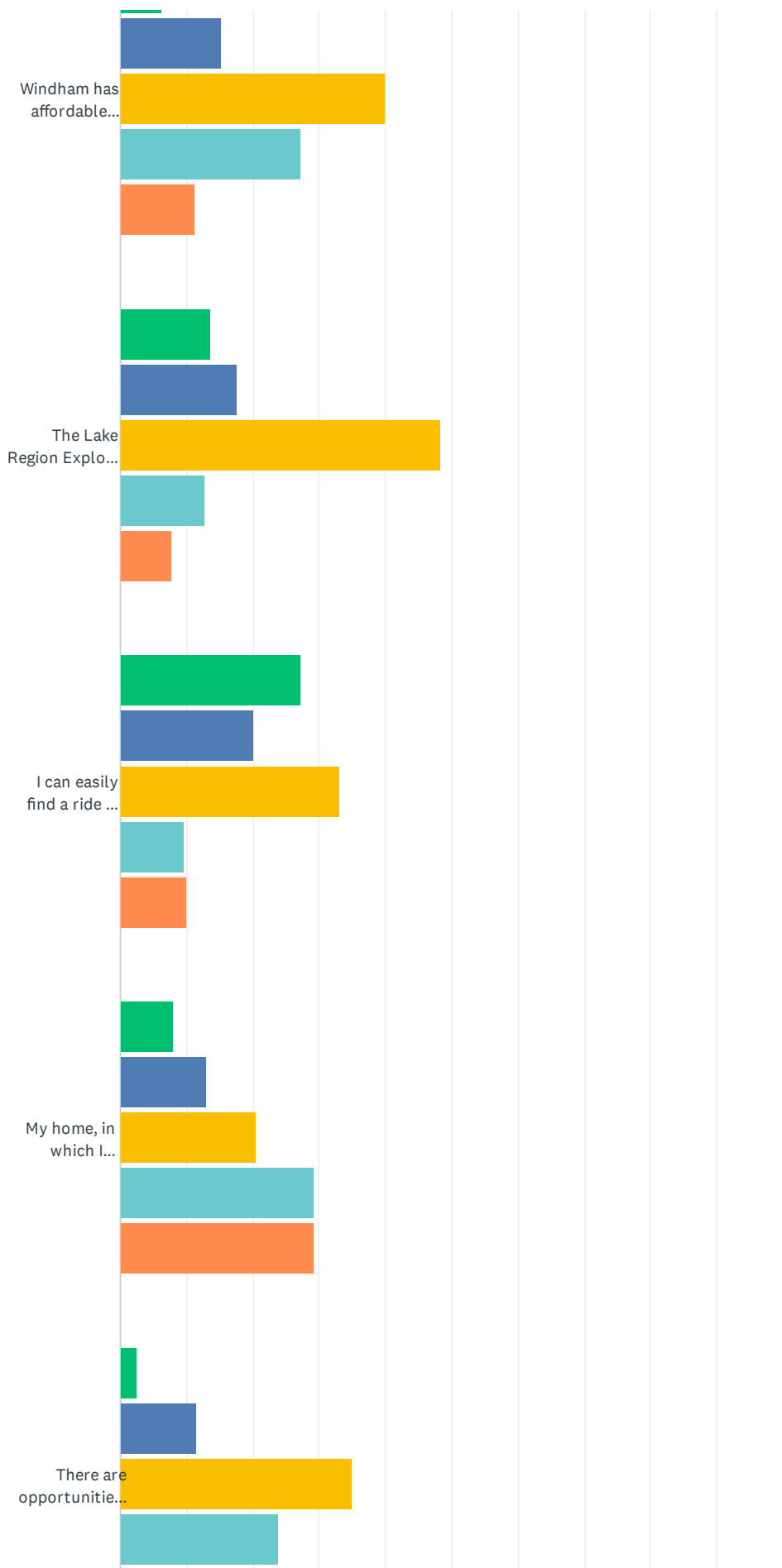
Answered: 295 Skipped: 42



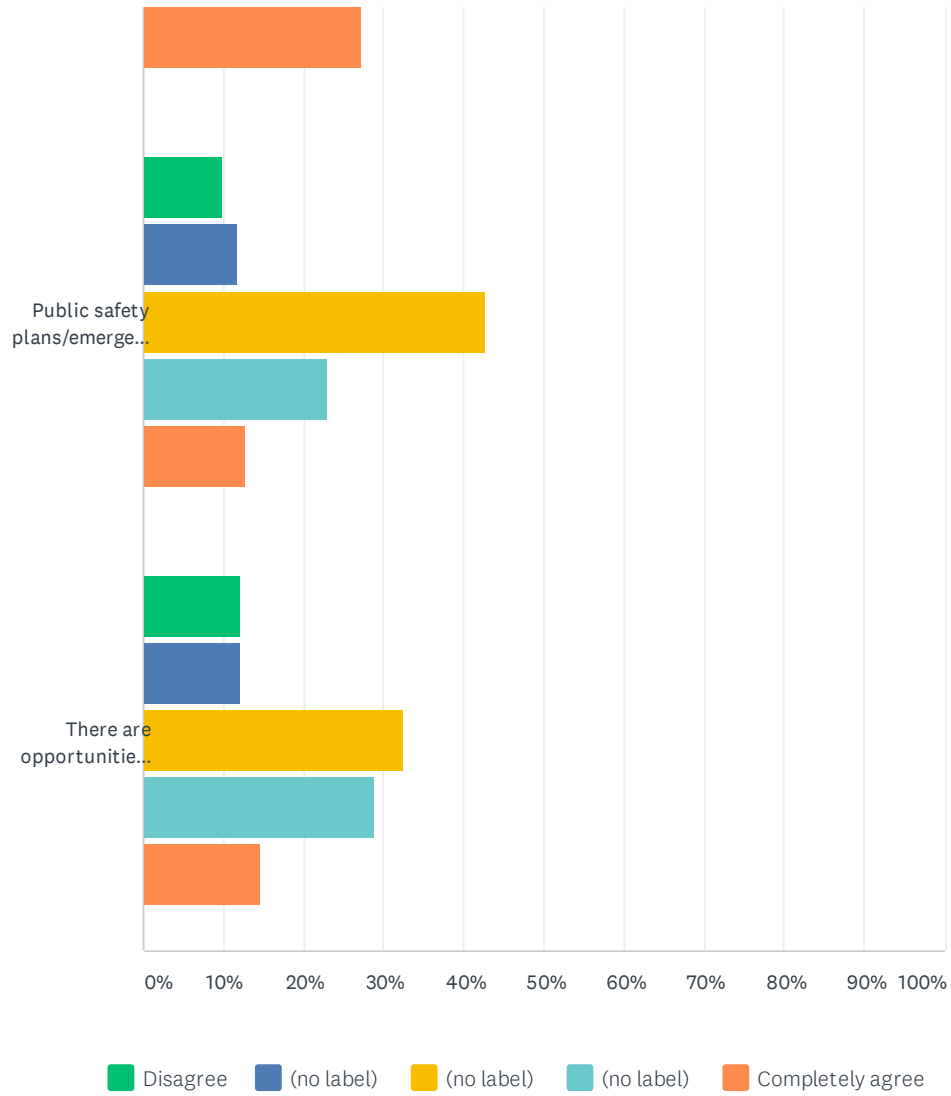
WINDHAM AGE FRIENDLY COMMUNITY



WINDHAM AGE FRIENDLY COMMUNITY



WINDHAM AGE FRIENDLY COMMUNITY



WINDHAM AGE FRIENDLY COMMUNITY

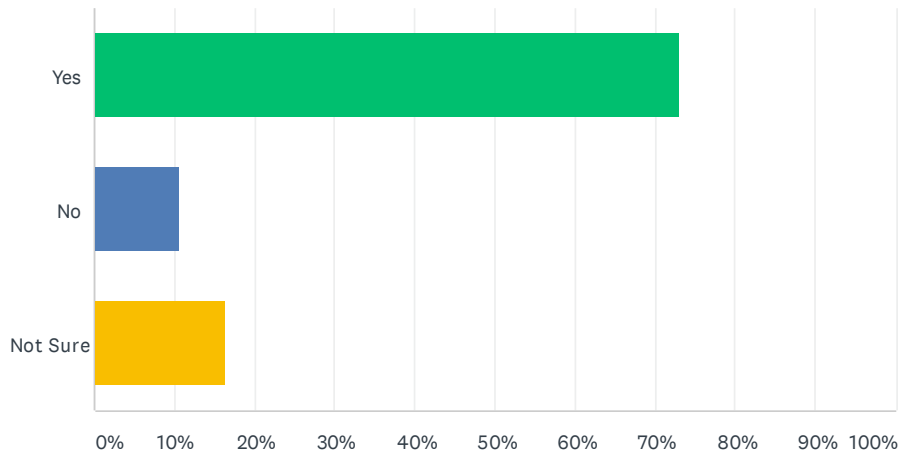
	DISAGREE	(NO LABEL)	(NO LABEL)	(NO LABEL)	COMPLETELY AGREE	TOTAL
It is important for me to be able to continue to live in Windham as I age	5.08% 15	6.10% 18	13.90% 41	16.27% 48	58.64% 173	295
I believe that older residents feel included and valued as part of the community	11.11% 32	14.93% 43	41.67% 120	18.40% 53	13.89% 40	288
Windham is a safe community	1.37% 4	3.78% 11	21.65% 63	45.70% 133	27.49% 80	291
Windham provides services that effectively meet the needs of people as they age	14.88% 43	18.34% 53	42.91% 124	16.61% 48	7.27% 21	289
Windham provides quality senior living opportunities	17.13% 49	23.43% 67	41.26% 118	10.14% 29	8.04% 23	286
Windham has well publicized information about social/recreational opportunities	7.27% 21	21.11% 61	35.64% 103	25.61% 74	10.38% 30	289
There are recreational, wellness and exercise opportunities for older people	11.15% 32	22.65% 65	36.93% 106	20.21% 58	9.06% 26	287
The Windham Public library is an important resource for me	14.93% 43	15.28% 44	23.26% 67	14.58% 42	31.94% 92	288
Windham has affordable activities and community events	6.36% 18	15.19% 43	39.93% 113	27.21% 77	11.31% 32	283
The Lake Region Explorer provides readily available, convenient transportation for older people in Windham	13.55% 37	17.58% 48	48.35% 132	12.82% 35	7.69% 21	273
I can easily find a ride to medical appointments or errands if I need to and do not drive	27.20% 65	20.08% 48	33.05% 79	9.62% 23	10.04% 24	239
My home, in which I currently live, will be suitable for me as I age	8.01% 23	12.89% 37	20.56% 59	29.27% 84	29.27% 84	287
There are opportunities for me to volunteer in Windham	2.50% 7	11.43% 32	35.00% 98	23.93% 67	27.14% 76	280
Public safety plans/emergency plans in place for all emergencies or natural disasters	9.85% 27	11.68% 32	42.70% 117	22.99% 63	12.77% 35	274
There are opportunities to be involved in community decisions	12.10% 34	12.10% 34	32.38% 91	28.83% 81	14.59% 41	281

Q13 COMMENTS

Answered: 61 Skipped: 276

Q14 Windham is looking at plans for a new community center. Do you support this new facility that will be available for all residents of all ages?

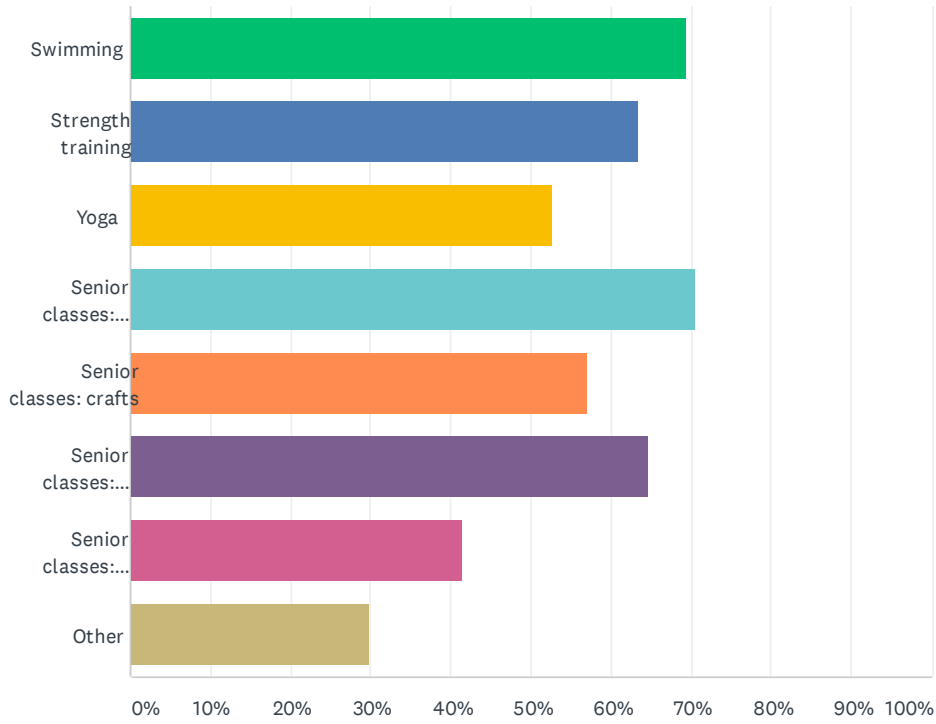
Answered: 282 Skipped: 55



ANSWER CHOICES	RESPONSES	
Yes	73.05%	206
No	10.64%	30
Not Sure	16.31%	46
TOTAL		282

Q15 What kinds of programming would you like to see available in this center for seniors (check as many as you feel are important)

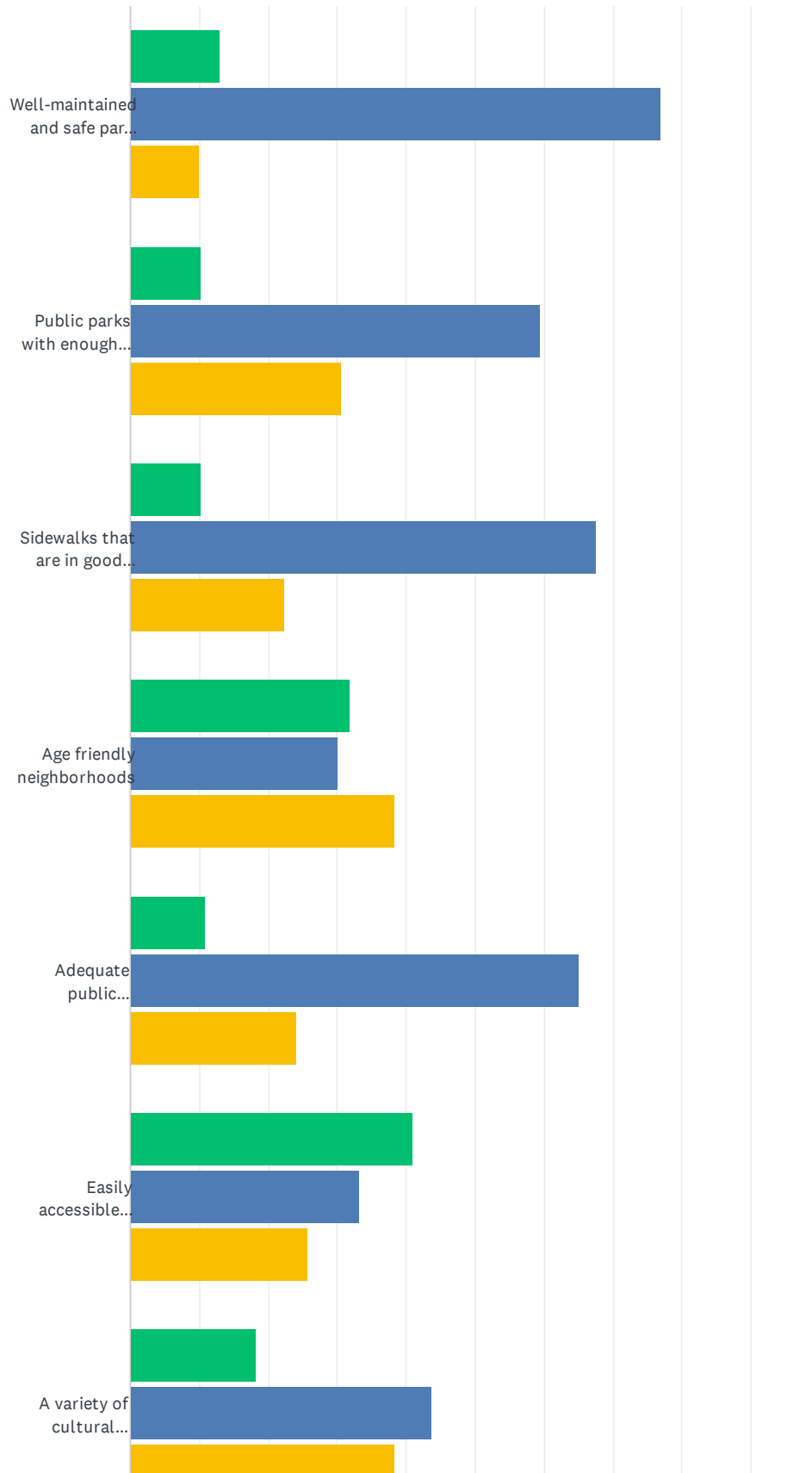
Answered: 271 Skipped: 66



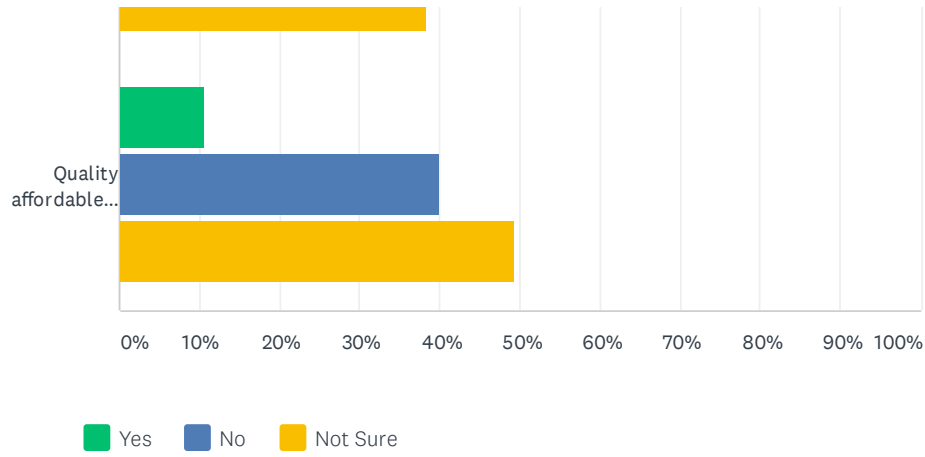
ANSWER CHOICES	RESPONSES	
Swimming	69.37%	188
Strength training	63.47%	172
Yoga	52.77%	143
Senior classes: wellness	70.48%	191
Senior classes: crafts	57.20%	155
Senior classes: informational classes	64.58%	175
Senior classes: cooking	41.33%	112
Other	29.89%	81
Total Respondents: 271		

Q16 Does Windham have the following?

Answered: 248 Skipped: 89



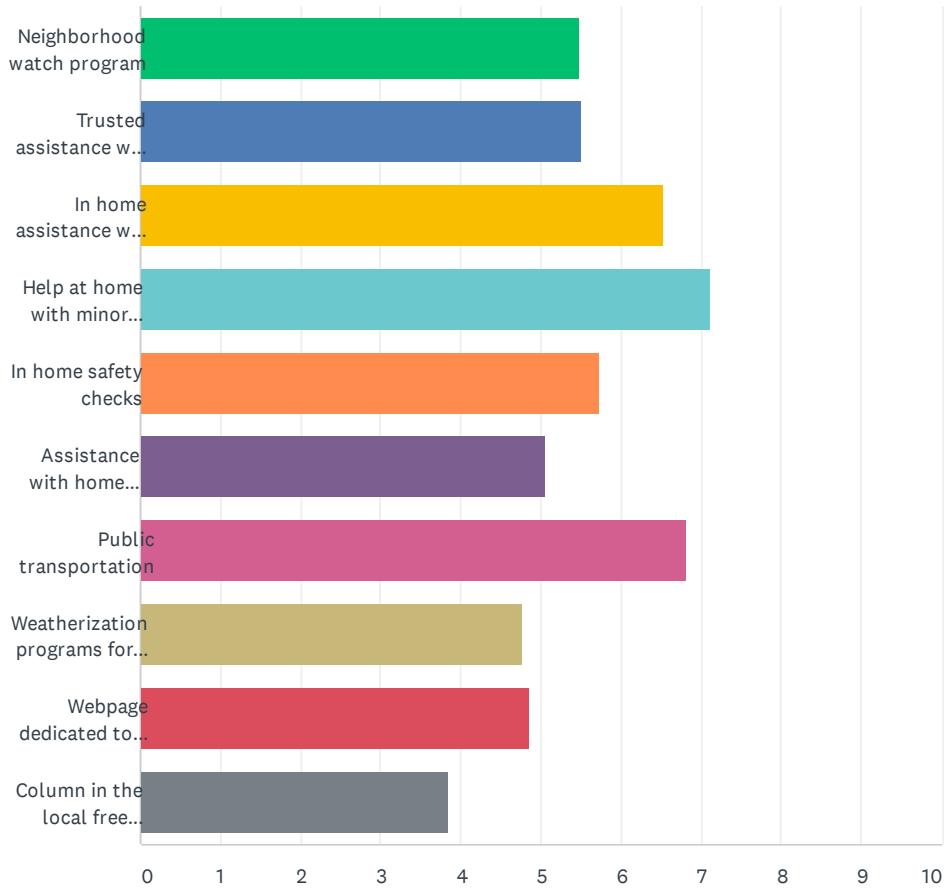
WINDHAM AGE FRIENDLY COMMUNITY



	YES	NO	NOT SURE	TOTAL
Well-maintained and safe parks that are within walking distance of your home	12.96% 32	76.92% 190	10.12% 25	247
Public parks with enough benches	10.16% 25	59.35% 146	30.49% 75	246
Sidewalks that are in good condition, free from obstruction and are safe for pedestrians to use and accessible for wheelchairs or other assistive mobility devices	10.16% 25	67.48% 166	22.36% 55	246
Age friendly neighborhoods	31.71% 78	30.08% 74	38.21% 94	246
Adequate public transportation	10.98% 27	65.04% 160	23.98% 59	246
Easily accessible information about community activities/services	41.08% 99	33.20% 80	25.73% 62	241
A variety of cultural activities for diverse populations, continuing education, social clubs	18.11% 44	43.62% 106	38.27% 93	243
Quality affordable senior housing	10.61% 26	40.00% 98	49.39% 121	245

Q17 Please rank order the items below on their importance to have available in Windham. 1 being the top item and 10 being the lowest

Answered: 226 Skipped: 111



WINDHAM AGE FRIENDLY COMMUNITY

	1	2	3	4	5	6	7	8	9	10	TOTAL	SC
Neighborhood watch program	19.62% 41	7.66% 16	6.70% 14	6.22% 13	9.57% 20	6.70% 14	7.66% 16	9.57% 20	10.05% 21	16.27% 34	209	
Trusted assistance with organizing, bill paying, filling out forms	7.62% 16	13.81% 29	10.00% 21	9.52% 20	8.57% 18	10.95% 23	9.05% 19	8.57% 18	12.38% 26	9.52% 20	210	
In home assistance with meal preparation, house keeping	8.21% 17	17.39% 36	21.26% 44	11.11% 23	7.73% 16	12.56% 26	5.31% 11	7.25% 15	5.31% 11	3.86% 8	207	
Help at home with minor repairs, indoor services-raking, mowing, snow removal	19.02% 39	15.12% 31	13.17% 27	21.46% 44	8.29% 17	6.83% 14	4.39% 9	6.34% 13	3.90% 8	1.46% 3	205	
In home safety checks	4.78% 10	8.61% 18	9.09% 19	14.35% 30	22.49% 47	10.53% 22	10.53% 22	10.53% 22	5.26% 11	3.83% 8	209	
Assistance with home technology (Phone, Internet, TV)	3.33% 7	3.33% 7	9.05% 19	7.14% 15	11.43% 24	28.10% 59	16.19% 34	10.00% 21	5.71% 12	5.71% 12	210	
Public transportation	24.07% 52	12.04% 26	10.65% 23	7.87% 17	9.72% 21	8.33% 18	16.20% 35	6.48% 14	2.31% 5	2.31% 5	216	
Weatherization programs for homes	1.96% 4	7.84% 16	8.82% 18	8.82% 18	9.31% 19	8.33% 17	16.18% 33	21.57% 44	9.80% 20	7.35% 15	204	
Webpage dedicated to senior events, resources, links to relevant agencies	11.00% 23	8.61% 18	7.18% 15	7.18% 15	7.66% 16	3.35% 7	6.70% 14	11.00% 23	31.10% 65	6.22% 13	209	
Column in the local free paper dedicated to senior issues and events	5.61% 12	8.41% 18	6.07% 13	6.07% 13	7.01% 15	3.27% 7	4.21% 9	7.94% 17	11.21% 24	40.19% 86	214	

Q18 Comments

Answered: 53 Skipped: 284

Q19 Please use the space below to tell us what you feel makes Windham a great place to age in place, the things you know aren't working or are lacking and things that concern you.

Answered: 106 Skipped: 231

Q20 Optional: If you would like to be added to the Age-Friendly community mailing list, please share your name and contact information?

Answered: 85 Skipped: 252

ANSWER CHOICES	RESPONSES	
Name	95.29%	81
Company	0.00%	0
Address	0.00%	0
Address 2	0.00%	0
City/Town	0.00%	0
State/Province	0.00%	0
ZIP/Postal Code	0.00%	0
Country	0.00%	0
Email Address	87.06%	74
Phone Number	52.94%	45